

INSTRUCTION MANUAL

Catalog No: A00076

Components: 19% Ethylenediaminetetraacetic Acid, Water, Binder, and Modifier.

Packaging: 3 g + Application Tip

EDTA GEL ROOT CANAL PREPARATION GEL

1- Description

This product facilitates the easy removal of demineralized inorganic debris and residues from the canal, helping to quickly drain the canal. It creates ease of use with its gel form. It forms chelate-type complexes with calcium, apatite, magnesium, and similar structures in dental tissues, making them soluble. The gel enhances the penetration of adhesive agents and cements into dental canaliculi and cleanses dental surfaces. It also facilitates canal instrumentation in attrition canals during endodontic treatment.

2- Usagearea / Indications

In endodontic treatment, it is primarily used to facilitate canal instrumentation in narrow canals. It removes the smear layer on the inner surface of the prepared canals, improving the canal filling quality. It allows endodontic instruments to easily enter and clean the canal. In periodontal surgery, it binds with calcium ions in tartar on the tooth root, allowing the tartar to be easily removed. It is also used as an auxiliary material in root scaling. It is indicated for

creating and cleaning the necessary space for pins placed in the canal. During canal expansion, it assists in removing broken equipment from the canal by injecting the gel into the canal and waiting for it to act. It helps separate broken instruments that are stuck in the canal.

3- Usage

I) Endodontic: When starting the preparation, apply some E.D.T.A GEL to the root canal entrance using the application tips. Allow 2 or 3 minutes for the product to chelate. Then begin the preparation. Within 5 or 6 minutes, the product will complete chelation, reach saturation, and lose its effect. At this point, all of the E.D.T.A GEL you applied will have reacted with the dentin and been neutralized. Rinse the canal and repeat the process until the desired enlargement is achieved. Keep the canal moistened with E.D.T.A GEL during the procedure. After completing the preparation, thoroughly rinse with one of the solutions you are using (e.g., Dakin Solution, Milton's Solution, Chlorinated Soda, Tergipol, or Tergental).

II) Prosthesis: After preparing the canal, apply a few drops of EDTA Liquid to the root canal and let it act for 5 minutes. Rinse with chlorinated water. Repeat if necessary. Dry the canal using paper points and cement according to the techniques required by the selected product.

III) Periodontic: Remove granulation tissue in the area of tartar. Apply E.D.T.A GEL and **allow** the product to work for 2 to 3 minutes, then **proceed** by scraping (processing) the root surface. **If additional applications are needed**, you can clean even the thickest deposits by repeating the necessary operations.

4- Contraindications

Do not use in patients with hypersensitivity to its ingredients.

5- Side effects

As it is a base, it may cause irritation if it comes into contact with living tissues.

6- Warning

In case of contact with skin or eyes, rinse with plenty of water. Do not use if there is a known allergy to any of its ingredients.

7- Storage conditions:












Store at room temperature between 5°C – 30°C as recommended. Protect from moisture, extreme heat, and cold.

NOTE:

Our products are **intended** for use in dentistry and are not suitable for use by anyone other than professional dentists. **As the use of the products is beyond our control**, the user is entirely responsible for their application. We recommend using it in accordance with the information and warnings provided in the instructions.

**** Disposal:** Products should be treated **as** biological hazards and disposed of in accordance with the country's legal regulations and hospital policies.

8- Symbols and Meanings:

	Lot number		Manufacturing Date
	Catalog Number		Manufacturer
	Use on time		Keep away from sunlight
	Warning, Consult the accompanying documents.		Refer to the Instructions for Use.
	Storage temperature range		Notified body
	Store in a dry place.		