

## INSTRUCTION MANUAL

**Catalog No:** A00346

**Components:** Aromatic solvent

**Packaging:** 10 ml

## PROGSOLV GUTTAPERCHA SOLVENT

### 1- Description

PROGSOLV GuttaPercha Solvent is a natural aromatic ingredient used to dissolve gutta percha.

### 2- Usage Area / Indications

PROGSOLV GuttaPercha Solvent is used as a solvent in cases where gutta percha needs to be removed after root canal treatment.

### 3- Usage

A very little drop of PROGSOLV on the cotton pellet is placed in the pulp chamber where the gutta percha that is desired to be removed is placed, and the cotton pellet is taken at the end of 5-10 seconds. Then you can easily remove the gutta percha.

### 4- Contraindications

Do not use in patients with hypersensitivity to its ingredients.

### 5- Side effects

PROGSOLV may cause irritation if it infiltrates soft tissues such as gums.

### 6- Warning:

In case of contact with eyes, skin, or mucous membranes, rinse with plenty of water. Use with a rubber dam to prevent it from touching the mucosa. Do not use PROGSOLV if there is a known allergy to any of its ingredients. It can only be used by professional dentists.

### 7- Storage conditions:












Store at room temperature between 5°C – 30°C as recommended. Protect from moisture and extreme heat and cold. The period of use is 2 years from the date of manufacture.

### NOTE:

Our products are produced for use in dentistry. PROGSOLV is not suitable for use other than by professional dentists. Since the use of the products is under the control of the user other than us, the user is completely responsible for the applications. We recommend using it in accordance with the information and warnings given in the instructions.

**\*\* Disposal:** Products should be treated according to their biological hazards and disposed of in accordance with the country's legal regulations and hospital policies.

## 8- Symbols and Meanings:

	Lot number		Manufacturing Date
	Catalog Number		Manufacturer
	Use on time		Keep Away From Sunlight
	Warning: Consult the Accompanying Documents.		Refer to the Instructions for Use.
	Storage Temperature Range		Notified Body
	Store in a Dry Place.		